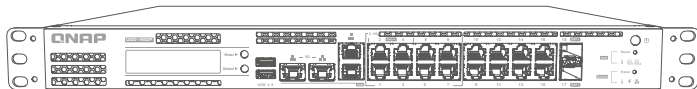




QGD-1602P-C3558 / QGD-1602P-C3758 QGD-1602-C3558 / QGD-1602-C3758 Quick Installation Guide

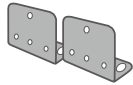
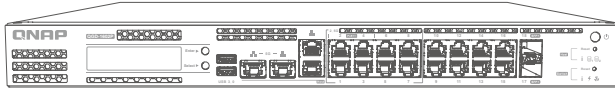
快速安裝手冊 빠른 설치 설명서 Guía de Instalación Rápida
クイックインストールガイド Hızlı Kurulum Kilavuzu
คู่มือการติดตั้งแบบเร็ว Gyors telepítési útmutató
Instrukcja szybkiej instalacji Průvodce rychlou instalací
Kurzinstructionsanleitung 快速安裝指南
Guida di installazione rapida Pika-asennusopas
Краткое руководство по установке
Snabbinstallationsguide Guia de Instalação Rápida
Hurtiginstallasjonsveiledning
Hurtig installationsvejledning
Pika-asennusopas Installatiegids
Snelle Installatiegids





HDD / SSD

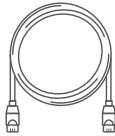
<http://www.qnap.com/compatibility>



x2

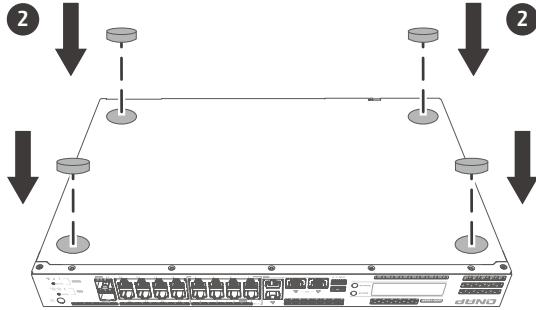
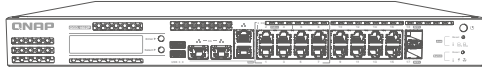


x4

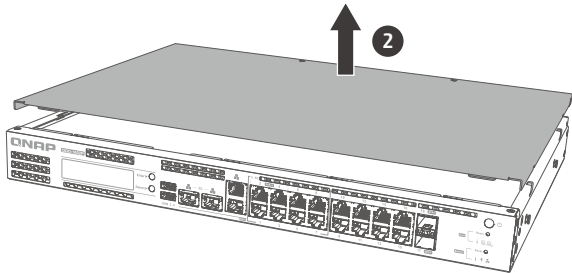
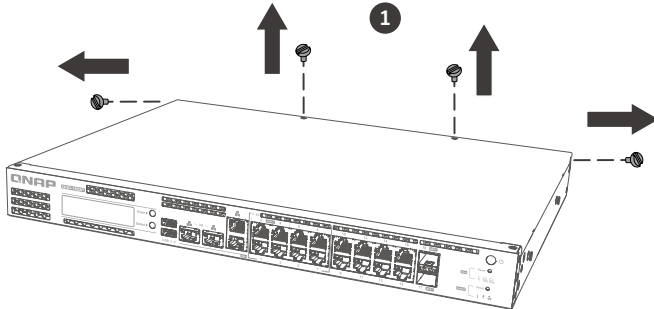



All the drive data will be cleared upon SSD / HDD initialization – en
 Alle Laufwerksdaten werden bei SSD/HDD-Initialisierung gelöscht – de
 Toutes les données présentes sur les disques seront effacées lors de l'initialisation des SSD/HDD – fr
 Tutti i dati presenti verranno cancellati durante l'inizializzazione degli SSD / HDD – it
 Todos los datos del disco serán borrados con la inicialización del SSD / HDD – es
 Alle gegevens worden gewist tijdens de initialisatie van de SSD / HDD's – nl
 All data kommer att raderas när SSD / HDD initieras – sv
 SSD / HDD alustaminen poistaa kaikki tiedostot – fi
 Alle data på drevet vil blive ryddet efter initialisering af SSD / HDD – da
 All data vil bli slettet når SSD / HDD er initialisert – no
 Todos os dados do SSD / HDD serão apagados com a inicialização do SSD / HDD – pt
 После инициализации SSD/HDD все данные на нем будут удалены – ru
 硬碟初始化時，所有資料皆會被清除 – tw
 所有 SSD / HDD 上的数据都将会被清除 – cn
 SSD/HDD を初期化すると、すべてのデータが消去されます – ja
 SSD / HDD 를 초기화 시키면 드라이브의 모든 데이터가 손실됩니다 – ko
 ข้อมูลในไดรฟ์จะถูกลบออก เมื่อการตั้งค่าเริ่มต้น – th
 Kurulum başladığında SSD / HDD disk üzerinde ki tüm veri silinecektir – tr
 Minden korábbi adat törlődik az SSD / HDD-ről az első rendszerindítás során – hu
 Všetchna data na SSD / HDD budou smazána v důsledku inicializace – cs
 Podczas instalacji wszystkie dane na dyskach SSD / HDD zostaną usunięte – pl
 يتم مسح كل بيانات محرك الأقراص عند تهيئة HDD (قرص الحالة الصلبة) / SSD (محرك الأقراص الصلبة) – ar

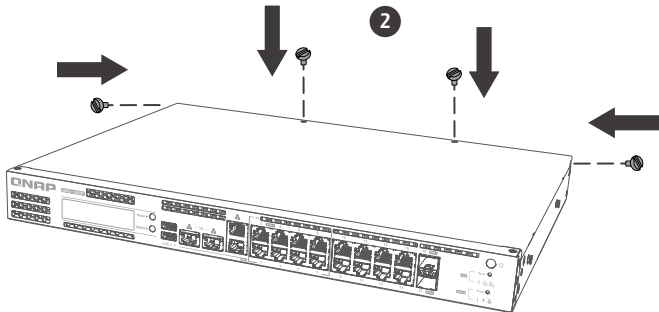
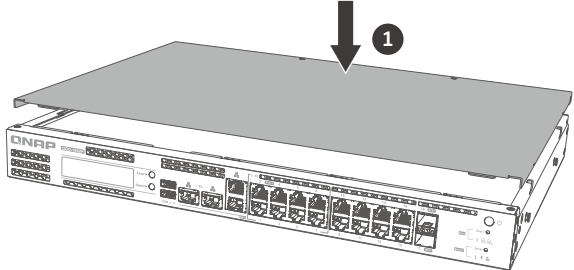
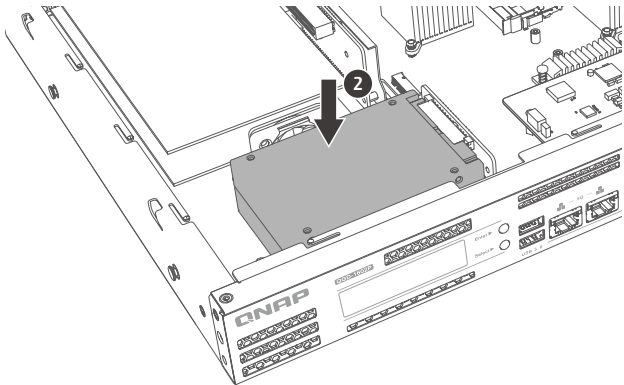
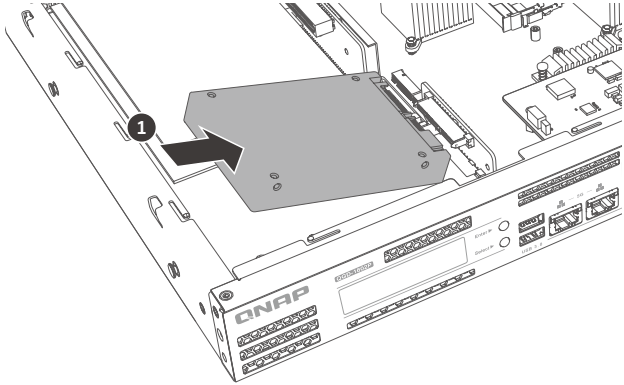
1

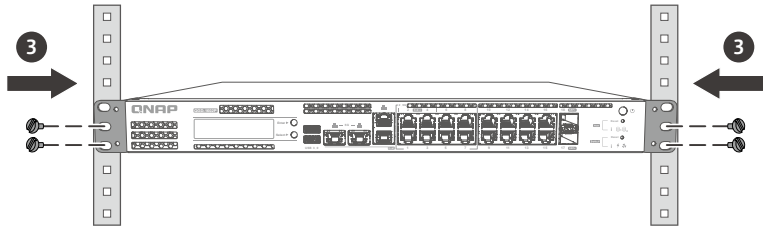
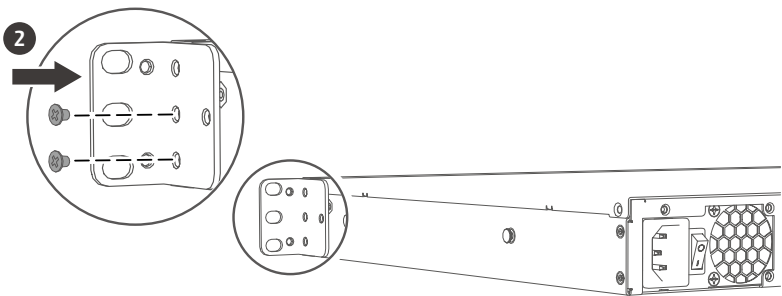
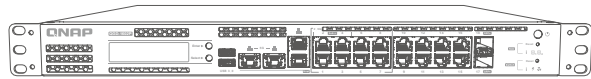
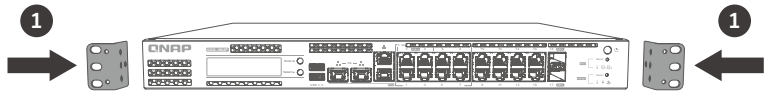


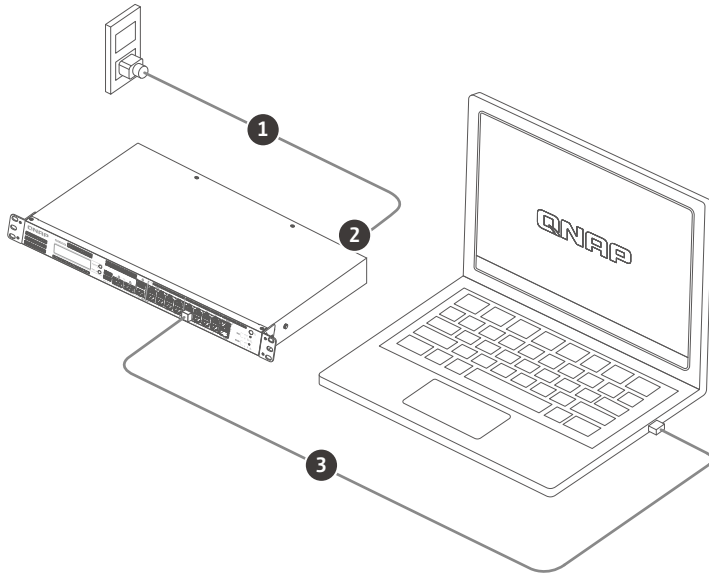
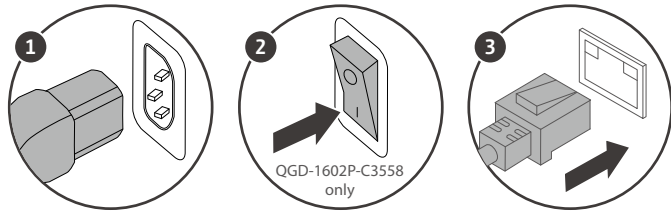
3



2.5-inch HDD / SSD







Note: When powering on the device, the PoE LED temporarily turns red to indicate the hardware is performing self-test. This is normal and does not affect switch operations.

a

Qfinder Pro Windows Mac Linux

<http://www.qnap.com/qfinderpro>

b

Scan the QR code

Service Portal

- Cloud Installation
- Create Support Ticket

<https://service.qnap.com/install>

Set up my device

Cloud Installation

Troubleshoot my QNAP products

Create Support Ticket

Reset

admin

MAC Address #1

Login



- Visit Download Center for our full guides and utilities. ----- en
- Unsere vollständigen Handbücher und Dienstprogramme finden Sie im Download Center. ----- de
- Visitez le Centre de téléchargement pour accéder à nos guides et utilitaires complets. ----- fr
- Per le guide e le utilità complete, visitare il Centro download. ----- it
- Visite el Centro de descargas para ver todas nuestras guías y utilidades. ----- es
- Bezoek het downloadcentrum voor onze uitgebreide gidsen en hulpprogramma's. ----- nl
- Besök Nedladdningscenter för våra fullständiga guider och verktyg. ----- sv
- Katso täydelliset oppaat ja apuohjelmat latauskeskuksestamme. ----- fi
- Besøg Downloadcenter for at se alle vores vejledninger og hjælpeværktøjer. ----- da
- Gå til Nedlastingscenter for fullstendige veiledninger og verktøy. ----- no
- Visite a Central de Download para acessar nossos guias e utilitários completos. ----- pt
- Чтобы ознакомиться с полным набором руководств и служебных программ, посетите Центр загрузки. ----- ru
- 請前往下載中心取得完整指南和應用工具。 ----- tw
- 有矣完整指南和实用工具，请访问“下载中心”。 ----- cn
- 完全なガイドとユーティリティについては、ダウンロードセンターをご覧ください。 ----- ja
- 다운로드 센터에서 전체 지침 및 유틸리티를 확인하십시오. ----- ko
- กรุณาเข้าศูนย์การดาวน์โหลดเพื่อดาวน์โหลดคู่มือฉบับสมบูรณ์และโปรแกรมอรรถประโยชน์ต่าง ๆ ----- th
- Tam kılavuzumuz ve yardımcı hizmetlerimiz için İndirme Merkezi'ni ziyaret edin. ----- tr
- A teljes útmutatók és segédprogramok megtekintéséhez keresse fel a Letöltési központot. ----- hu
- Kompletného príručce a nástroje najdete na webu Centrum stahování. ----- cs
- Odwiedź Centrum pobierania, aby uzyskać kompletne przewodniki i narzędzia. ----- pl
- المساعدة الكاملة للحصول على الأدوات تفضل بزيارة مركز التنزيل ----- ar



conditions: (1) this device may not cause harmful interference, and (2) this device must accept any interference received, including interference that may cause undesired operation.

FCC Class A Notice:

This equipment has been tested and found to comply with the limits for a Class A digital device, pursuant to Part 15 of the FCC Rules. These limits are designed to provide reasonable protection against harmful interference when the equipment is operated in a commercial environment. This equipment generates, uses, and can radiate radio frequency energy, and if not installed and used in accordance with the instruction manual, may cause harmful interference to radio communications. Operation of this equipment in a residential area is likely to cause harmful interference, in which case the user will be required to correct the interference at his own expense.

Modifications: Any modifications made to this device that are not approved by QNAP Systems, Inc. may void the authority granted to the user by the FCC to operate this equipment.



This device complies with CE compliance Class A.



According to the requirement of the WEEE legislation the following user information is provided to customers for all branded QNAP Electronics products subject to the WEEE directive.

This symbol on the product or on its packaging indicates that this product must not be disposed of with your other household waste. Instead, it is your responsibility to dispose of your waste equipment by handing it over to a designated collection point for the recycling of waste electrical and electronic equipment. The separate collection and recycling of your waste equipment at the time of disposal will help to conserve natural resources and ensure that it is recycled in a manner that protects human health and the environment. For more information about where you can drop off your waste equipment for recycling, please contact your local city office, your household waste disposal service or the shop where you purchased the product.



Office in EU;

QNAP GmbH,
Karl-Arnold-Straße 26,
47877 Willich, Germany

Office in UK;

QNAP Ltd,
2 Drakes Meadow, Swindon SN3 3LL
United Kingdom

This device complies with the UKCA requirements for products sold in Great Britain.



更多關於安全、法規、與環境法令遵循相關的資訊，請參閱以下網址 www.qnap.com/regulatory/。

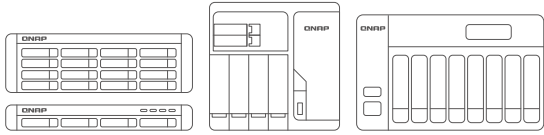


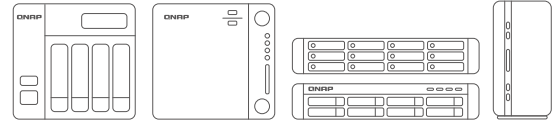
THIS PRODUCT CONTAINS A BUTTON BATTERY

If swallowed, a lithium button battery can cause severe or fatal injuries within 2 hours. Keep batteries out of reach of children.

If you think batteries may have been swallowed or placed inside any part of the body, seek immediate medical attention.

付属の電源コードは当該製品専用です。他の機器に使用しないでください。







install.qnap.com



service.qnap.com



download.qnap.com

QNAP[®]



51000-025153-HF