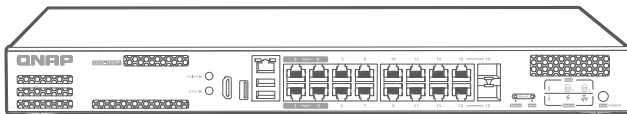
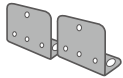
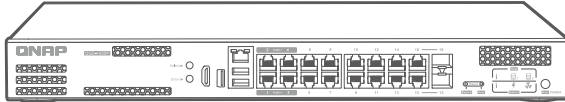

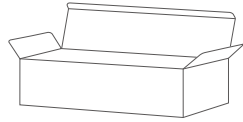




# QGD-1600 / QGD-1600P Quick Installation Guide

快速安裝手冊 빠른 설치 설명서 Guía de Instalación Rápida  
クイックインストールガイド Hızlı Kurulum Kılavuzu  
คู่มือการติดตั้งแบบเร็ว Gyors telepítési útmutató  
Instrukcja szybkiej instalacji Průvodce rychlou instalací  
Kurzininstallationsanleitung 快速安裝指南  
Guida di installazione rapida Pika-asennusopas  
Краткое руководство по установке  
Snabbinstallationsguide Guia de Instalação Rápida  
Hurtiginstallasjonsveiledning Hurtig installationsvejledning

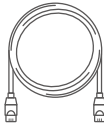




X2

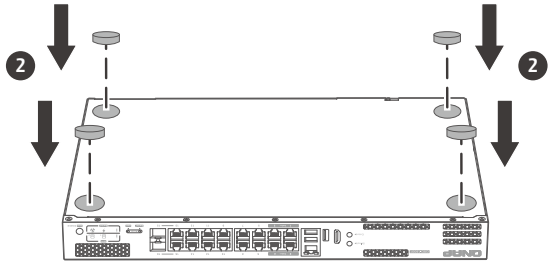
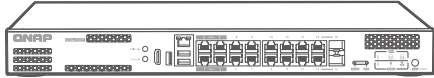


X4

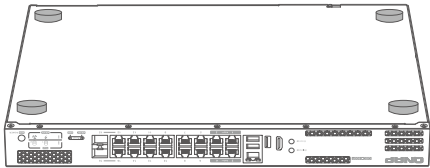


All the drive data will be cleared upon SSD initialization	en
Alle Laufwerksdaten werden bei der SSD-Initialisierung gelöscht	de
Toutes les données présentes sur le disque seront effacées lors de l'initialisation du SSD	fr
Tutti dati dell'unità saranno cancellati con l'inizializzazione del disco rigido	it
Todos los datos del disco se borrarán después de la inicialización del SSD	es
Als de SSD wordt geïnitieerd, dan worden alle gegevens erop gewist	nl
Alla data på disken rensas när SSD initieras	sv
Kaikki aseman tiedot tyhjennetään kiintolevyn alustuksen yhteydessä	fi
Alle data på disken ryddes, når harddisken initialiseres	da
Alle data blir slettet når SSD initialiseres	no
Todos os dados do disco serão apagados na inicialização do SSD	pt
После инициализации SSD накопителя все данные на нем будут удалены	ru
硬碟初始化時，所有資料皆會被清除	tw
SSD 初始化時，所有磁盤上的數據都將會被清除	cn
SSD を初期化すると、すべてのドライブデータが消去されます	ja
SSD 초기화시 모든 드라이브 데이터가 삭제됩니다	ko
ข้อมูลในไดรฟ์ทั้งหมดจะถูกลบล้างเมื่อเริ่มต้นแอสเสดใหม่	th
SSD başlatıldıktan sonra tüm sürücü verileri temizlenecektir	tr
A SSD inicializálása a meghajtó összes adatát törli	hu
Všetchna data disku budou při inicializaci jednotky pevného disku odstraněna	cs
Po zainicjowaniu dysku twardego wszystkie znajdujące się na nim dane zostaną usunięte	pl
يتم مسح كل بيانات محرك الأقراص عند تهيئة (محرك الأقراص الصلبة) SSD	ar

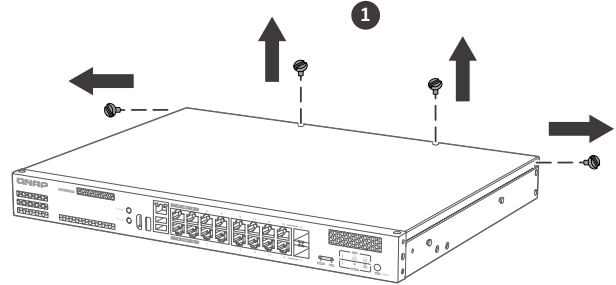
1



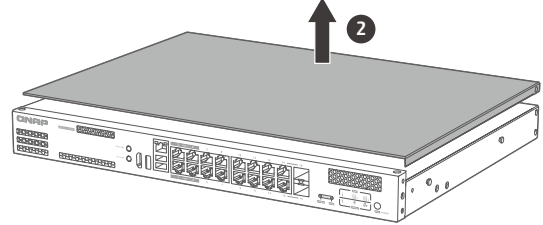
3



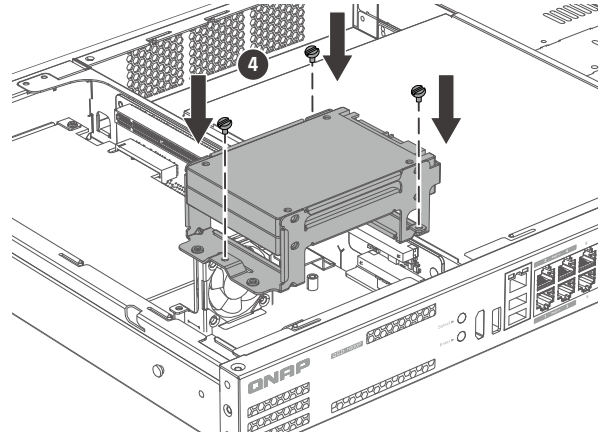
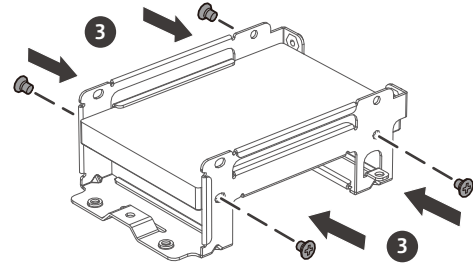
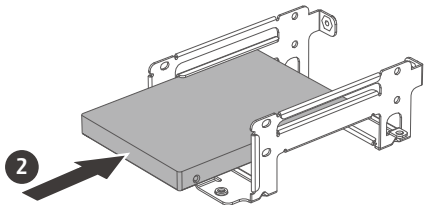
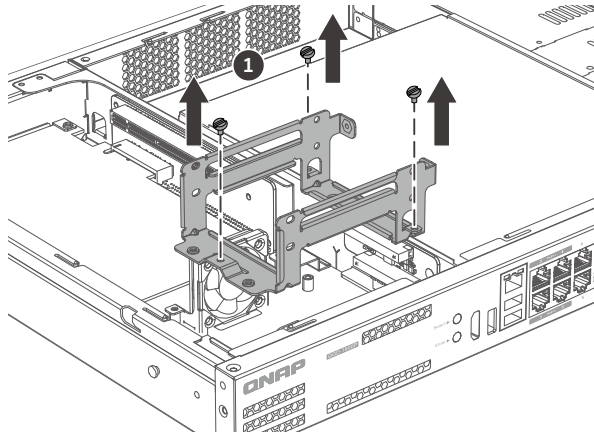
1

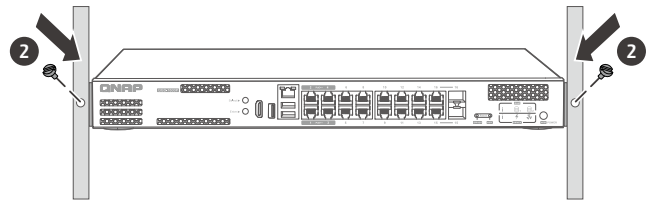
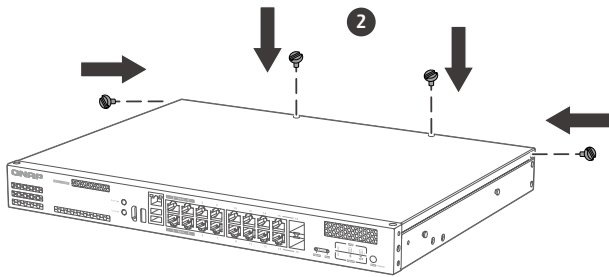
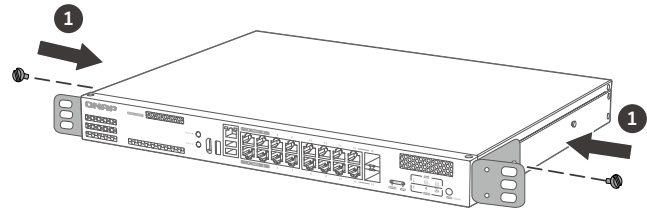
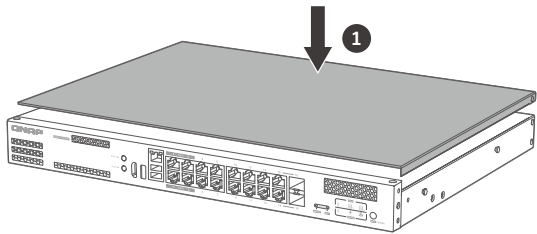


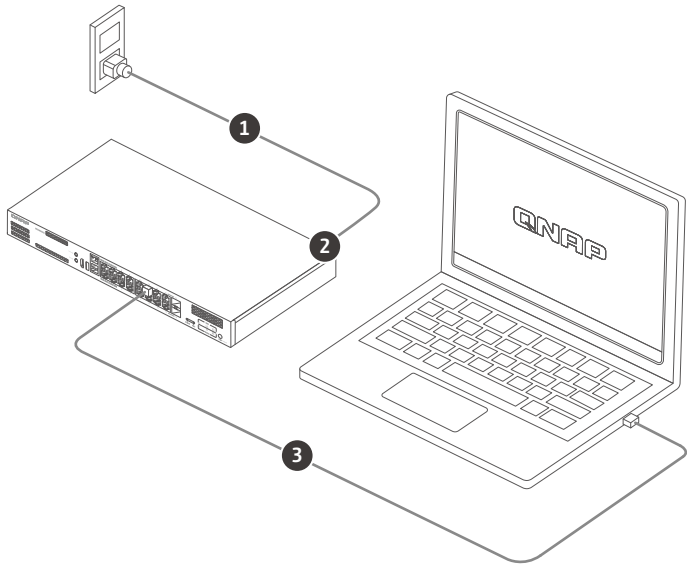
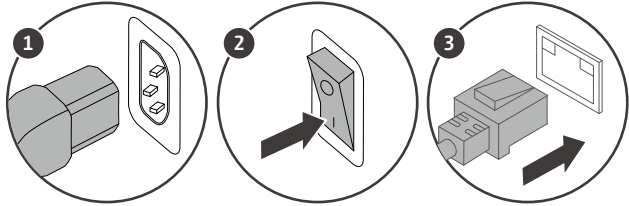
2



Install 2.5" SSD







**a**

Qfinder Pro Windows Mac Linux  
<http://www.qnap.com/qfinderpro>

Qfinder Pro - Control Settings Tools Run Help  
QNAP Qfinder Pro 5.3.3.2  
Configuration

**b**

http://install.qnap.com/  
Cloud Key: Q [ ] - [ ] Enter  
Cloud Key  
Qfinder



Visit Download Center for our full guides and utilities. ----- en  
 Unsere vollständigen Handbücher und Dienstprogramme finden Sie im Download Center. ----- de  
 Visitez le Centre de téléchargement pour accéder à nos guides et utilitaires complets. ----- fr  
 Per le guide e le utilità complete, visitare il Centro download. ----- it  
 Visite el Centro de descargas para ver todas nuestras guías y utilidades. ----- es  
 Bezoek het downloadcentrum voor onze uitgebreide gidsen en hulpprogramma's. ----- nl  
 Besök Nedladdningscenter för våra fullständiga guider och verktyg. ----- sv  
 Katso täydelliset oppaat ja apuohjelmat latauskeskuksestamme. ----- fi  
 Besøg Downloadcenter for at se alle vores vejledninger og hjælpværktøjer. ----- da  
 Gå til Nedlastingscenter for fullstendige veiledninger og verktøy. ----- no  
 Visite a Central de Download para acessar nossos guias e utilitários completos. ----- pt  
 Чтобы ознакомиться с полным набором руководств и служебных программ, посетите Центр загрузки. ----- ru  
 請前往下載中心取得完整指南和應用工具。 ----- tw  
 有矣完整指南和实用工具，请访问“下载中心”。 ----- cn  
 完全なガイドとユーティリティについては、ダウンロードセンターをご覧ください。 ----- ja  
 다운로드 센터에서 전체 지침 및 유틸리티를 확인하십시오. ----- ko  
 กรุณาเข้าศูนย์การดาวน์โหลดเพื่อดูคู่มือฉบับสมบูรณ์และโปรแกรมอรรถประโยชน์ต่าง ๆ ----- th  
 Tam kılavuzumuz ve yardımcı hizmetlerimiz için İndirme Merkezi'ni ziyaret edin. ----- tr  
 A teljes útmutatók és segédprogramok megtekintéséhez keresse fel a Letöltési központot. ----- hu  
 Komplettniho príručce a nástroje najdete na webu Centrum stahování. ----- cs  
 Odwiedź Centrum pobierania, aby uzyskać kompletne przewodniki i narzędzia. ----- pl  
 المساعدة الكاملة للحصول على الأدلة والأدوات تفضل زيارة مركز التنزيل ----- ar



This device complies with Part 15 of the FCC Rules. Operation is subject to the following two conditions:

1. This device may not cause harmful interference.
2. This device must accept any interference received, including interference that may cause undesired operation.

**FCC Class A Notice:**

This equipment has been tested and found to comply with the limits for a Class A digital device, pursuant to Part 15 of the FCC Rules. These limits are designed to provide reasonable protection against harmful interference when the equipment is operated in a commercial environment. This equipment generates, uses, and can radiate radio frequency energy, and if not installed and used in accordance with the instruction manual, may cause harmful interference to radio communications. Operation of this equipment in a residential area is likely to cause harmful interference, in which case the user will be required to correct the interference at his own expense.

Modifications: Any modifications made to this device that are not approved by QNAP Systems, Inc. may void the authority granted to the user by the FCC to operate this equipment.



This device complies with CE compliance Class A.



According to the requirement of the WEEE legislation the following user information is provided to customers for all branded QNAP Electronics products subject to the WEEE directive.

This symbol on the product or on its packaging indicates that this product must not be disposed of with your other household waste. Instead, it is your responsibility to dispose of your waste equipment by handing it over to a designated collection point for the recycling of waste electrical and electronic equipment. The separate collection and recycling of your waste equipment at the time of disposal will help to conserve natural resources and ensure that it is recycled in a manner that protects human health and the environment. For more information about where you can drop off your waste equipment for recycling, please contact your local city office, your household waste disposal service or the shop where you purchased the product.



**Office in EU;**

QNAP GmbH,  
Karl-Arnold-Straße 26,  
47877 Willich, Germany

**Office in UK;**

QNAP Ltd,  
2 Drakes Meadow, Swindon SN3 3LL  
United Kingdom

This device complies with the UKCA requirements for products sold in Great Britain.



更多關於安全、法規、與環境法令遵循相關的資訊，請參閱以下網址 [www.qnap.com/regulatory/](http://www.qnap.com/regulatory/)

**THIS PRODUCT CONTAINS A BUTTON BATTERY**

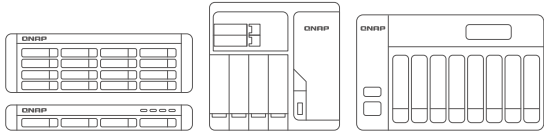
If swallowed, a lithium button battery can cause severe or fatal injuries within 2 hours. Keep batteries out of reach of children. If you think batteries may have been swallowed or placed inside any part of the body, seek immediate medical attention.



**WARNING**

付属の電源コードは当該製品専用です。他の機器に使用しないでください。

注意！用错误型号电池更换会有爆炸危险，务必按照说明处处置用完的电池。



---

---

---

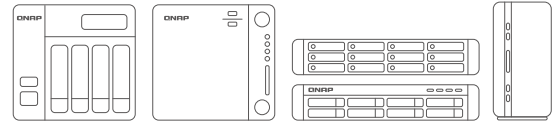
---

---

---

---

---



---

---

---

---

---

---

---

---





[install.qnap.com](http://install.qnap.com)



[service.qnap.com](http://service.qnap.com)



[download.qnap.com](http://download.qnap.com)

**QNAP®**



51000-025154-HF